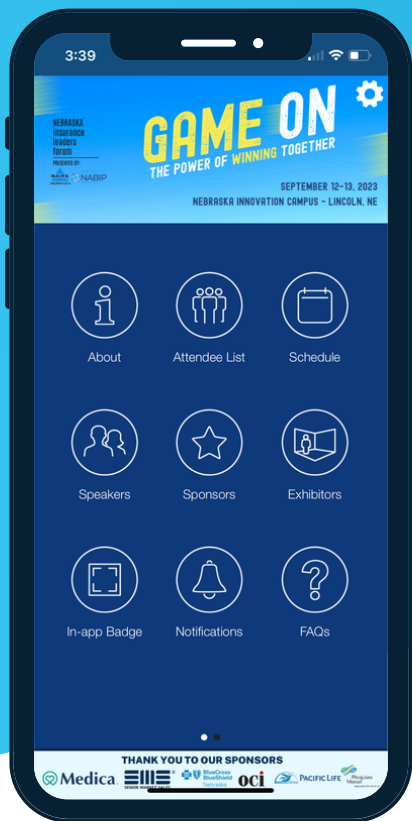


GET OUR MOBILE APP



Download our brand-new mobile event app to enhance your experience at the 2023 Forum!

MOBILE APP FEATURES



Explore the schedule. Make sure to bookmark the sessions you'd like to attend & add to your calendar! Take notes during a session and download straight to your email.




Meet the speakers and take notes.



Learn about our exhibitors. Be sure to note their booth number & click "show on map" to see where you can find them in the Exhibit Hall!



Check out the Attendee List to see who else is attending the Forum. You can also use this area to send a message & start connecting.




Keep the conversation going and visit the Activity Feed to post status updates, pictures, and posts. We want to hear what you are enjoying about the 2023 Forum!



Use the QR Scanner to sign into sessions for CE credit and scan the badges of other attendees or exhibitors. You can export all scanned information to your email.



See your schedule & bookmarked sessions. Look in the "My Connections" tab to find all your scanned badges and start connecting.



Misplace your attendee badge? Use the in-app badge to give your info to attendees/exhibitors or be scanned for CE credit.



Accrue points for various achievements (i.e. being active in the app, visiting booths, etc) and earn prizes!



Find speaker presentations and abstracts and download for later reference.

HOW TO DOWNLOAD

STEP ONE:



Download the Ignite Event Launcher on your Apple or Android device.

STEP TWO:

Enter event access code: forum2023

STEP THREE:

Enter personal login & password: forum2023

**Check your email OR click "recover login information".*

STEP FOUR:

If prompted, select "yes" to allow camera access in the app. Then, click on **My Info < Account Settings < Edit Account** to make yourself visible in the app & allow messaging.

STEP FIVE:

Enjoy! Upload a picture/short bio and start earning points!