

# THE ELECTION OF 2022 CHANGE OR MORE OF THE SAME?

**Randall E. Adkins, Ph.D.**  
Professor of Political Science  
Senior Associate Dean, College of Arts & Sciences  
402.554.2624  
[radkins@unomaha.edu](mailto:radkins@unomaha.edu)

## 2022: CONTINUITY OR CHANGE



*If we lose this off-year election, we're in real trouble. America is at an inflection point. The decisions we make in the next two to four years are going to determine what this country looks like for the next 20 to 30 years.*

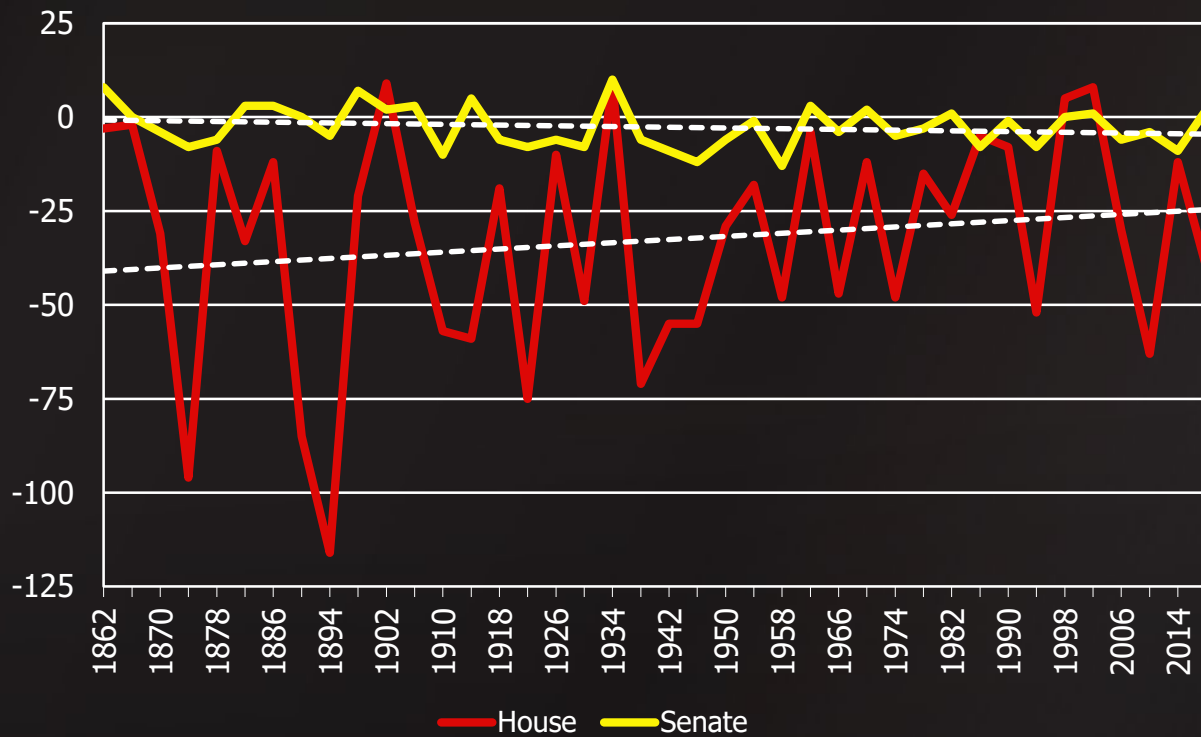
*-- Joe Biden  
October 20, 2022*

# WHAT IS THE MIDTERM EFFECT?



- The surge in voter turnout in presidential election years tends to produce higher turnout and gains in the president's party in Congress.
- The decline in voter turnout in midterm election years tends to produce lower turnout and losses in the president's party in Congress.

# SEATS LOST BY PRESIDENT'S PARTY, 1862-2018



# FIRST TERM MIDTERM ELECTIONS

	House Seats Gained/Lost	Senate Seats Gained/Lost
1954	-18	-1
1962	-5	+3
1970	-12	+3
1978	-15	-3
1982	-26	+1
1990	-7	-1
1994	-54	-10
2002	+8	+1
2010	-63	-6
2018	-40	+2

## QUESTION ONE

Was the percentage of adults who think the country was headed in the right direction higher on November 1, 2022, November 1, 2018, or November 1, 2010?

# DIRECTION OF THE COUNTRY



- In 2022, 25.2% said the country was headed in the right direction and 67.4% said the country was off on the wrong track.

# DIRECTION OF THE COUNTRY



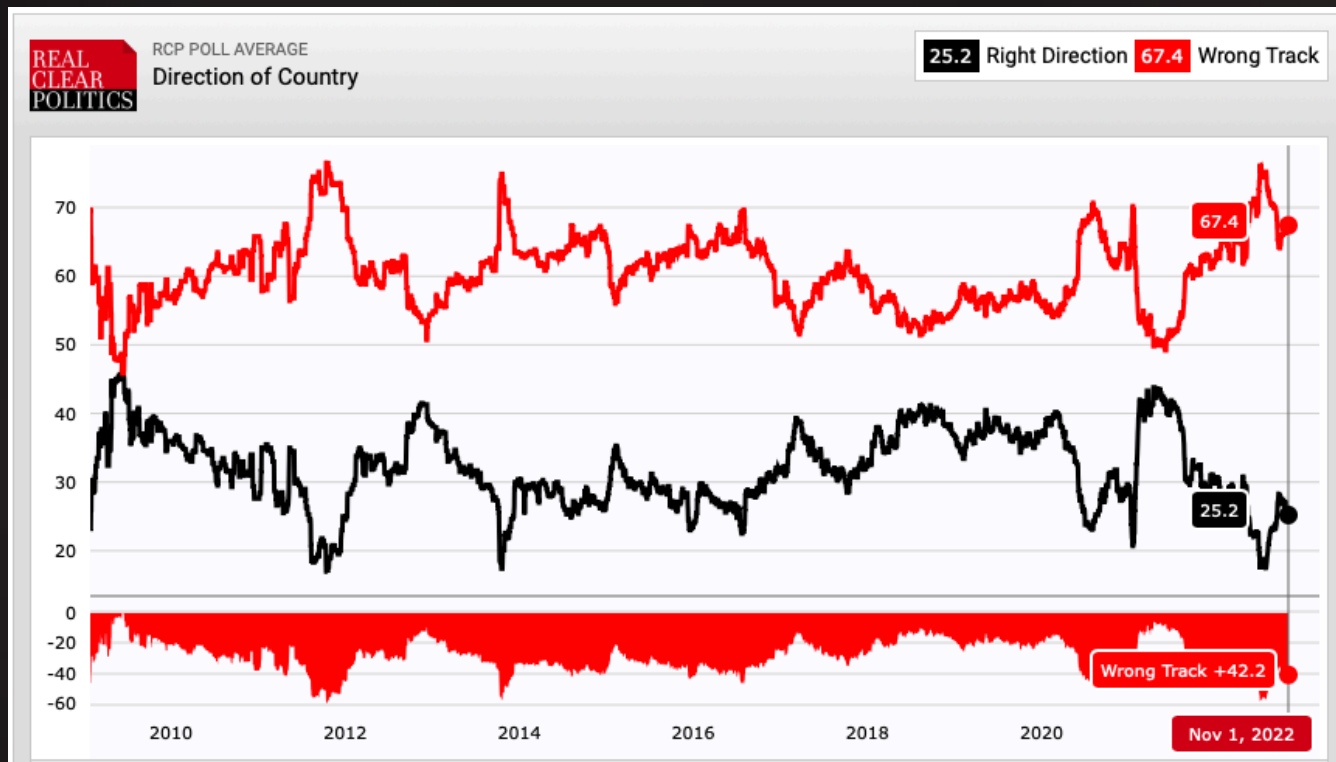
- In 2022, 25.2% said the country was headed in the right direction and 67.4% said the country was off on the wrong track.
- In 2018, 39.6% said the country was headed in the right direction and 54.4% said the country was off on the wrong track.

# DIRECTION OF THE COUNTRY



- In 2022, 25.2% said the country was headed in the right direction and 67.4% said the country was off on the wrong track.
- In 2018, 39.6% said the country was headed in the right direction and 54.4% said the country was off on the wrong track.
- In 2010, 31.4% said the country was headed in the right direction and 63.6% said the country was off on the wrong track.

# DIRECTION OF THE COUNTRY



## QUESTION TWO

Who had the highest job approval rating: Joe Biden on November 1, 2022, Donald Trump on November 1, 2018, or Barack Obama on November 1, 2010?

# PRESIDENTIAL JOB APPROVAL



- In 2022, 42.8% approved of the job that President Biden is doing.

# PRESIDENTIAL JOB APPROVAL



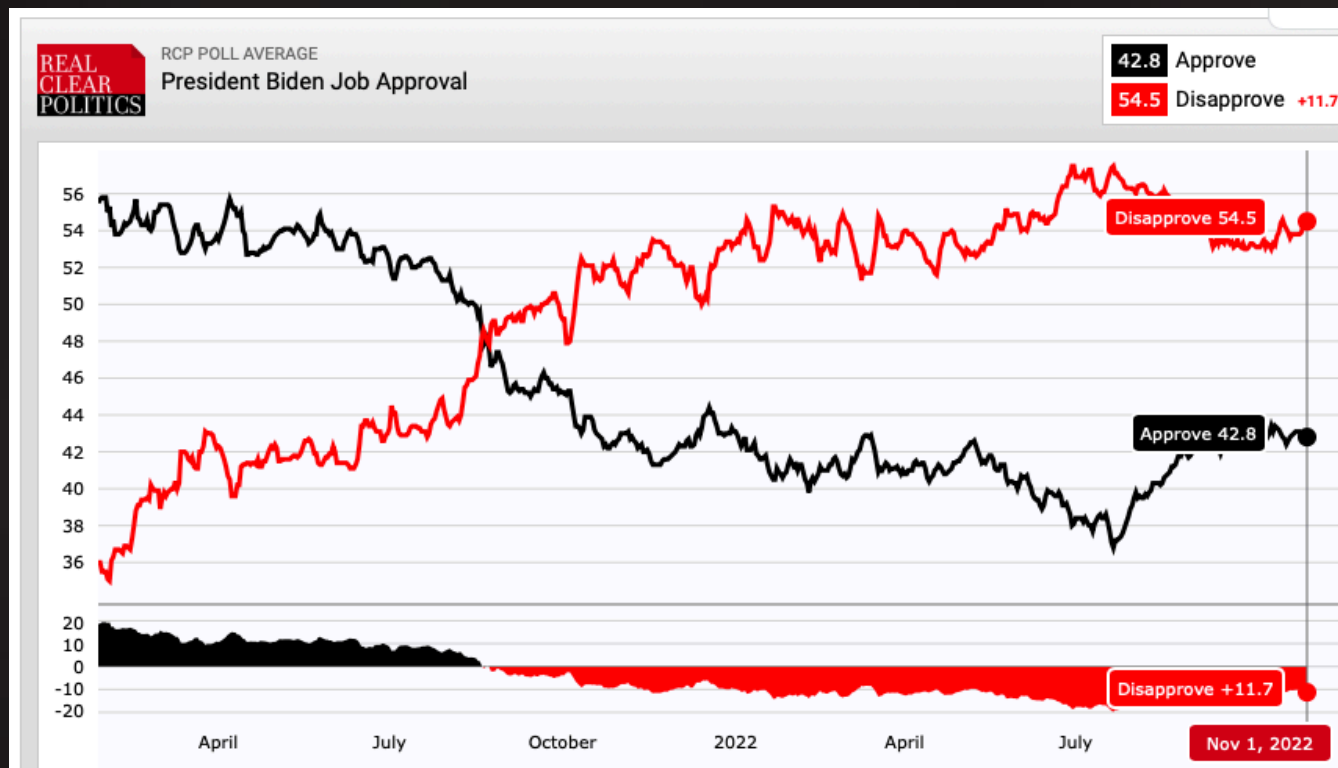
- In 2022, 42.8% approved of the job that President Biden is doing.
- In 2018, 43.9% approved of the job that President Trump was doing.

# PRESIDENTIAL JOB APPROVAL



- In 2022, 42.8% approved of the job that President Biden is doing.
- In 2018, 43.9% approved of the job that President Trump was doing.
- In 2010, 46.0% approved of the job that President Obama was doing.

# PRESIDENTIAL JOB APPROVAL



## QUESTION THREE


When did Congress have the highest approval rating? 2022, 2018, or 2010?

# CONGRESSIONAL JOB APPROVAL



- In 2022, 25.3% approve of the job that Congress is doing.

# CONGRESSIONAL JOB APPROVAL



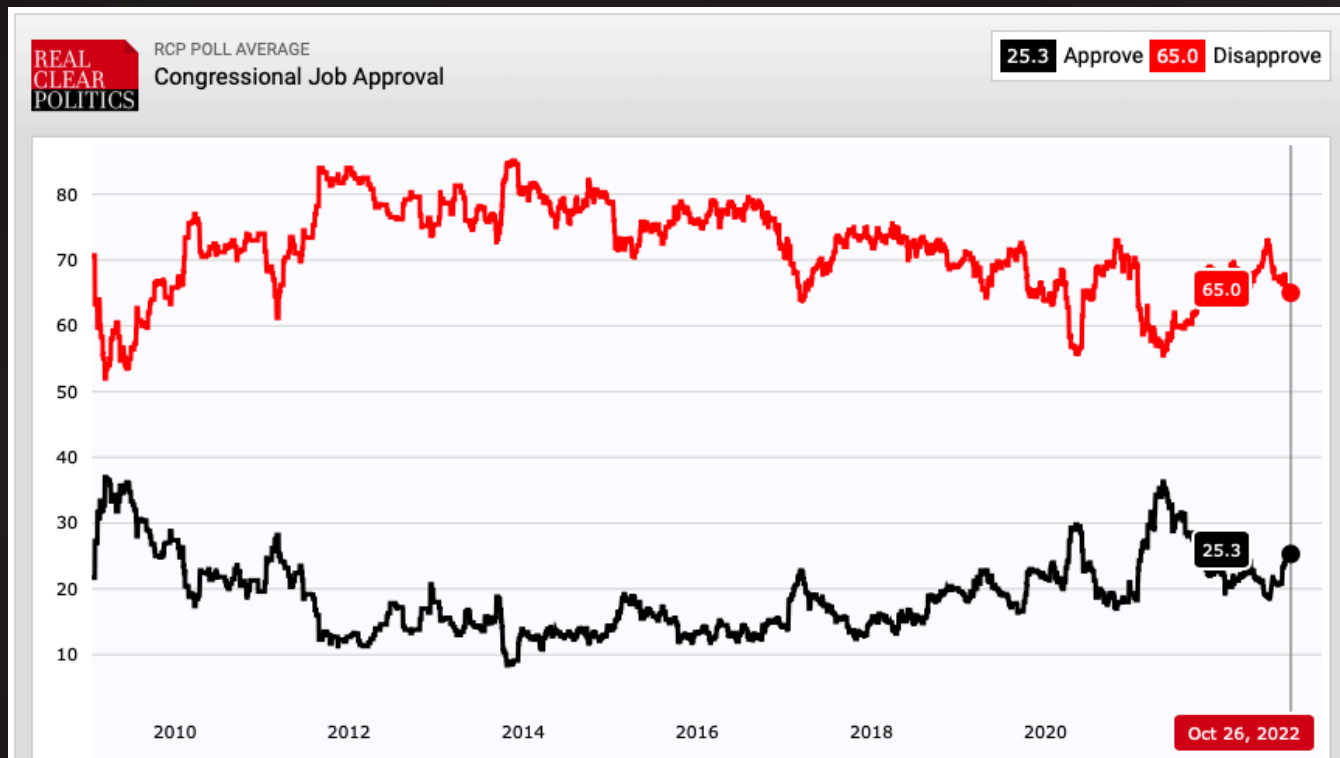
- In 2022, 25.3% approve of the job that Congress is doing.
- In 2018, 19.4% approved of the job that Congress was doing.

# CONGRESSIONAL JOB APPROVAL

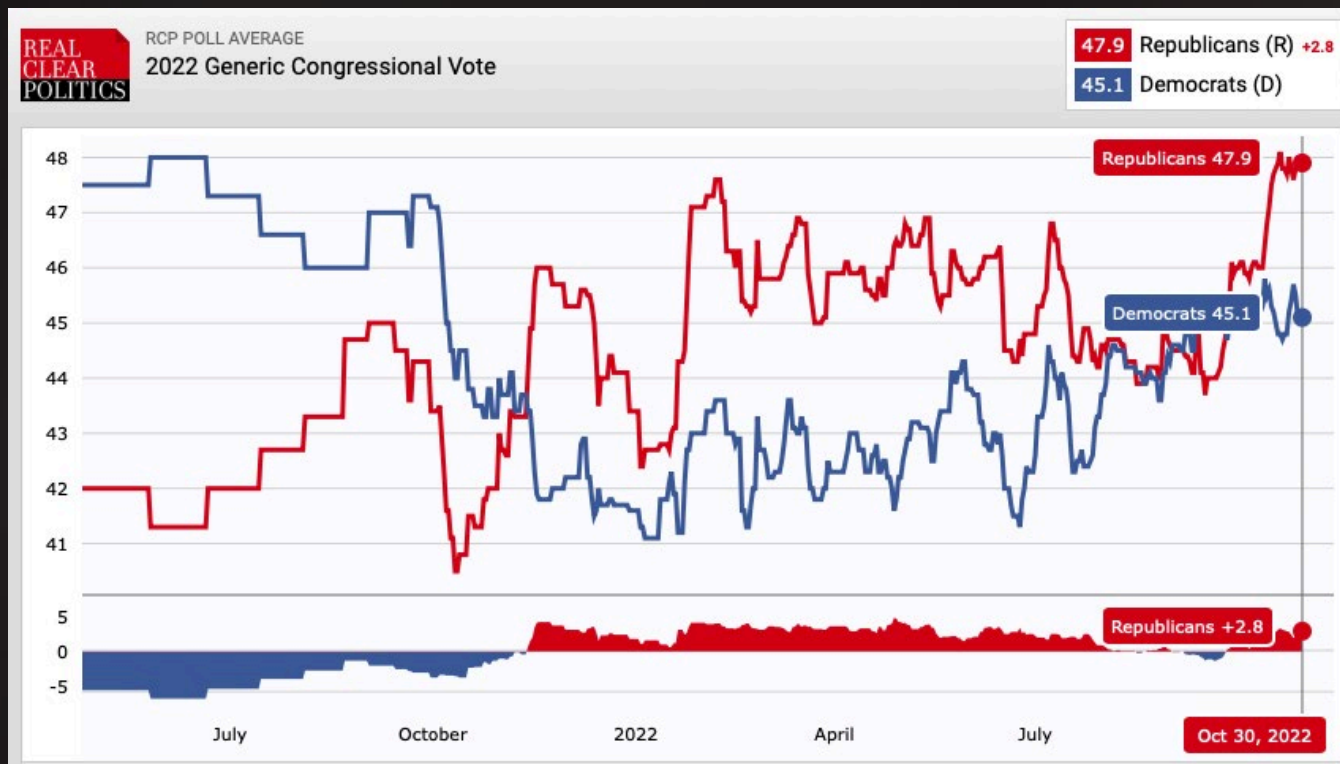


- In 2022, 25.3% approve of the job that Congress is doing.
- In 2018, 19.4% approved of the job that Congress was doing.
- In 2010, 19.8% approved of the job that Congress was doing.

# CONGRESSIONAL JOB APPROVAL



# GENERIC CONGRESSIONAL VOTE



# GENERIC CONGRESSIONAL VOTE



- In 2022, Republicans lead Democrats in the generic congressional ballot 47.9-45.1%.

# GENERIC CONGRESSIONAL VOTE



- In 2022, Republicans lead Democrats in the generic congressional ballot 47.9-45.1%.
- In 2018, Democrats led Republicans in the generic congressional ballot 48.8-40.5%.

# GENERIC CONGRESSIONAL VOTE



- In 2022, Republicans lead Democrats in the generic congressional ballot 47.9-45.1%.
- In 2018, Democrats led Republicans in the generic congressional ballot 48.8-40.5%.
- In 2010, Republicans led Democrats in the generic congressional ballot 50.7-41.3%.

## QUESTION FOUR

According to a recent Gallup study, the top issue for voters in the 2022 election is?

# ISSUES: IS IT TIME FOR A CHANGE?

## Importance of Issues to U.S. Voters in 2022

How important will each of the following issues be to your vote for Congress this year -- will it be extremely important, very important, moderately important, or not that important?

	Extremely important	Very important	Moderately important	Not that important
	%	%	%	%
The economy	49	36	13	2
Abortion	42	24	18	16
Crime	40	31	20	8
Gun policy	38	29	21	11
Immigration	37	26	25	12
Relations with Russia	31	31	25	12
Climate change	26	19	22	32

Based on registered voters  
Oct. 3-20, 2022

[Get the data](#) • [Download image](#)

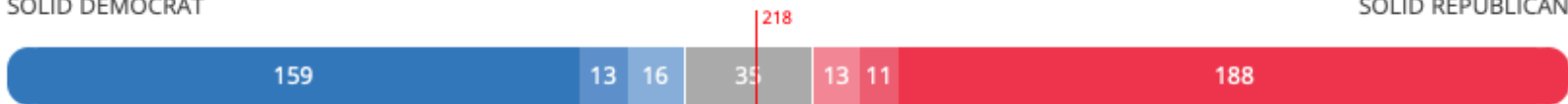
GALLUP

# HOUSE: IS IT TIME FOR A CHANGE?

## RATINGS SUMMARY

SOLID DEMOCRAT

SOLID REPUBLICAN



218

- **Likely** : These seats are not considered competitive at this point, but have the potential to become engaged.
- **Lean** : These are considered competitive races, but one party has an advantage.
- **Toss Up** : These are the most competitive; either party has a good chance of winning.

# HOUSE: IS IT TIME FOR A CHANGE?

LIKELY DEMOCRAT 13 Dem • 0 Rep 0 Ind	LEAN DEMOCRAT 14 Dem • 2 Rep 0 Ind	DEMOCRAT TOSS UP 25 Dem • 0 Rep 0 Ind	REPUBLICAN TOSS UP 0 Dem • 10 Rep 0 Ind	LEAN REPUBLICAN 5 Dem • 8 Rep 0 Ind	LIKELY REPUBLICAN 5 Dem • 6 Rep 0 Ind
AZ-04 Stanton	<i>AK-AL Peltola</i>	CA-13 Open	<i>AZ-01 Schweikert</i>	AZ-02 O'Halleran	CA-03 Open
CO-07 Open	CA-09 Harder	CA-47 Porter	<i>CA-22 Valadao</i>	AZ-06 Open	<i>CA-40 Kim</i>
CT-02 Courtney	CA-26 Brownley	CA-49 Levin	<i>CA-27 Garcia</i>	CA-41 Calvert	FL-13 Vacant
GA-02 Bishop	IL-06 Casten	CT-05 Hayes	CO-08 New Seat	<i>CA-45 Steel</i>	FL-15 New Seat
IL-11 Foster	<i>IL-13 Open</i>	IL-17 Open	<i>NC-13 Open</i>	<i>FL-27 Salazar</i>	MI-10 Open
MD-06 Trone	IL-14 Underwood	<i>IN-01 Mrvan</i>	<i>NE-02 Bacon</i>	<i>IA-01 Miller-Meeks</i>	<i>MN-01 Finstad</i>
NC-01 Open	KS-03 Davids	ME-02 Golden	<i>NM-02 Herrell</i>	<i>IA-02 Hinson</i>	<i>NY-02 Garbarino</i>
<i>NC-06 Manning</i>	<i>MI-03 Open</i>	MI-07 Slotkin	<i>NY-22 Open</i>	<i>IA-03 Axne</i>	<i>NY-11 Malliotakis</i>
NJ-05 Gottheimer	MI-08 Kildee	MN-02 Craig	<i>OH-01 Chabot</i>	MT-01 New Seat	TN-05 Open
<i>NM-03 Leger Fernandez</i>	NH-02 Kuster	NH-01 Pappas	<i>TX-34 Merged Seat</i>	NJ-07 Malinowski	TX-15 Open
NY-25 Morelle	NJ-03 Kim	NV-01 Titus		<i>NY-01 Open</i>	WI-03 Open
PA-12 Open	NV-04 Horsford	NV-03 Lee		OR-05 Open	
VA-10 Wexton	<i>NY-18 Ryan</i>	NY-03 Open		<i>WA-03 Open</i>	
	OH-09 Kaptur	NY-04 Open			
	OR-04 Open	NY-17 Maloney			
	TX-28 Cuellar	<i>NY-19 Open</i>			
		OH-13 Open			
		OR-06 New Seat			
		PA-07 Wild			
		PA-08 Cartwright			
		PA-17 Open			
		RI-02 Open			
		VA-02 Luria			
		VA-07 Spanberger			
		WA-08 Schrier			

# SENATE: IS IT TIME FOR A CHANGE?

SOLID D	LIKELY D	LEAN D	TOSS UP	LEAN R	LIKELY R	SOLID R
CA-Padilla CT-Blumenthal HI-Schatz IL-Duckworth MD-Van Hollen NY-Schumer OR-Wyden VT-Open	WA-Murray	CO-Bennet NH-Hassan	AZ-Kelly GA-Warnock NV-Cortez Masto			
			PA-Open WI-Johnson	NC-Open OH-Open	FL-Rubio IA-Grassley UT-Lee	AK-Murkowski AL-Open AR-Boozman ID-Crapo IN-Young KS-Moran KY-Paul LA-Kennedy MO-Open ND-Hoeven OK-Lankford OK-Open SC-Scott SD-Thune

# CHANGE OR MORE OF THE SAME?



# NEBRASKA UNICAMERAL ELECTION



2020

- 49 senators
- 35 Men; 14 Women
- 17 Democrats; 32 Republicans

2022

- 24 of 49 seats are up for election
- 7 Democratic seats; 17 Republican
- 2 senators retired
- 11 senators are term-limited
- 11 seated senators face re-election
- 20 will have less than 2 years exp.

UNIVERSITY OF  
**Nebraska**  
Omaha



[www.unomaha.edu/psci](http://www.unomaha.edu/psci)